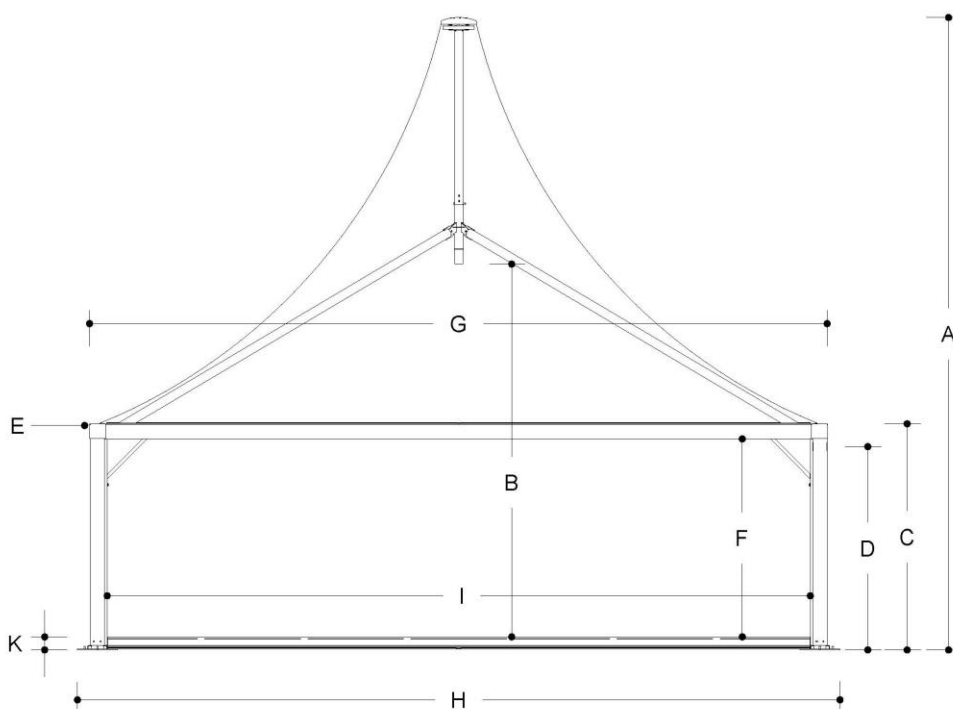




# Chalet

# 5x5



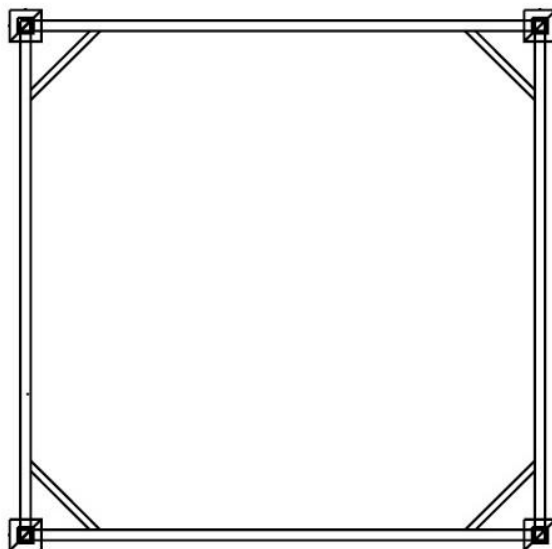

## Technical data

	(mm)			
A	External ridge height	5400	Wind load	0,50 kN/m <sup>2</sup>
B	Internal free ridge height	3590	Snow load	0 KN/m <sup>2</sup>
C	External side height	2515	Bearing capacity standard floor	500kg/m <sup>2</sup>
D	External free height	2364	Column profile	160x160
E	Roof overhang	0	Maximum roof load	max. 100 kg in the apex
F	Internal free side height	2210	Mounting points in structure	Columns and rafters
G	External width of the roof	5118	Standard fire resistance standard roof covers	DIN 4102/B1 M2 B-s2,d0
H	Maximum width ground level	5568		
I	Internal width between columns	4958		
J	Bay distance	0		
K	Floorheight	150		



# Chalet

5x5



## Options

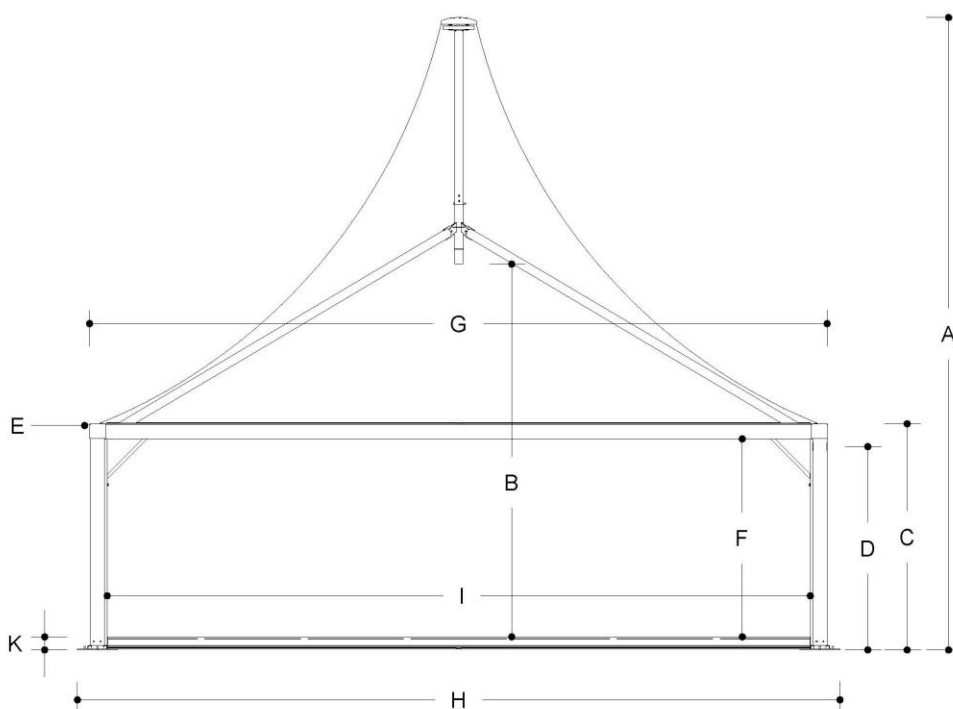
Available roof covers	White opaque roof cover Transparent roof cover
Available floors	Cassette floor Plate floor Antiskid cassette floor
Available doors	Aluminium push bar door 2m (blind) Aluminium push bar door 2m (glass) Emergency door

Available side curtains and side panels	PVC side curtains PVC side curtains with arched windows Vertical PVC side panels Vertical glass side panels
Roof insulation	No
Insulation side panels	No
Connection to permanent buildings	Yes
Connection to other Losberger De Boer structures	Yes



# Chalet

# 6x6



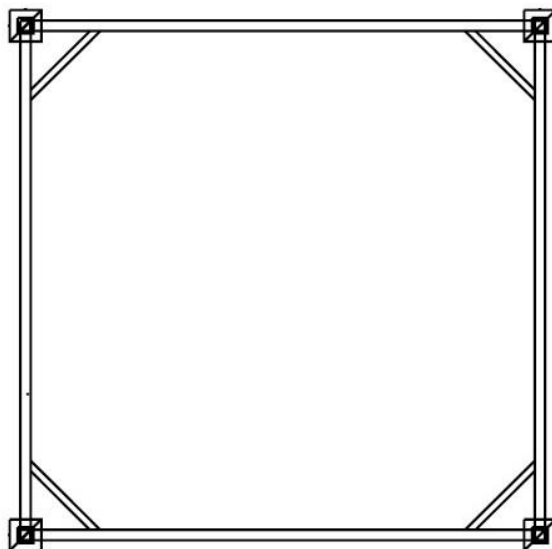

## Technical data

	(mm)			
A	External ridge height	5830	Wind load	0,50 kN/m <sup>2</sup>
B	Internal free ridge height	4110	Snow load	0 KN/m <sup>2</sup>
C	External side height	2515	Bearing capacity standard floor	500kg/m <sup>2</sup>
D	External free height	2364	Column profile	160x160
E	Roof overhang	0	Maximum roof load	max. 100 kg in the apex
F	Internal free side height	2210	Mounting points in structure	Columns and rafters
G	External width of the roof	6280	Standard fire resistance standard roof covers	DIN 4102/B1 M2 B-s2,d0
H	Maximum width ground level	6568		
I	Internal width between columns	5958		
J	Bay distance	0		
K	Floorheight	150		



# Chalet

6x6



## Options

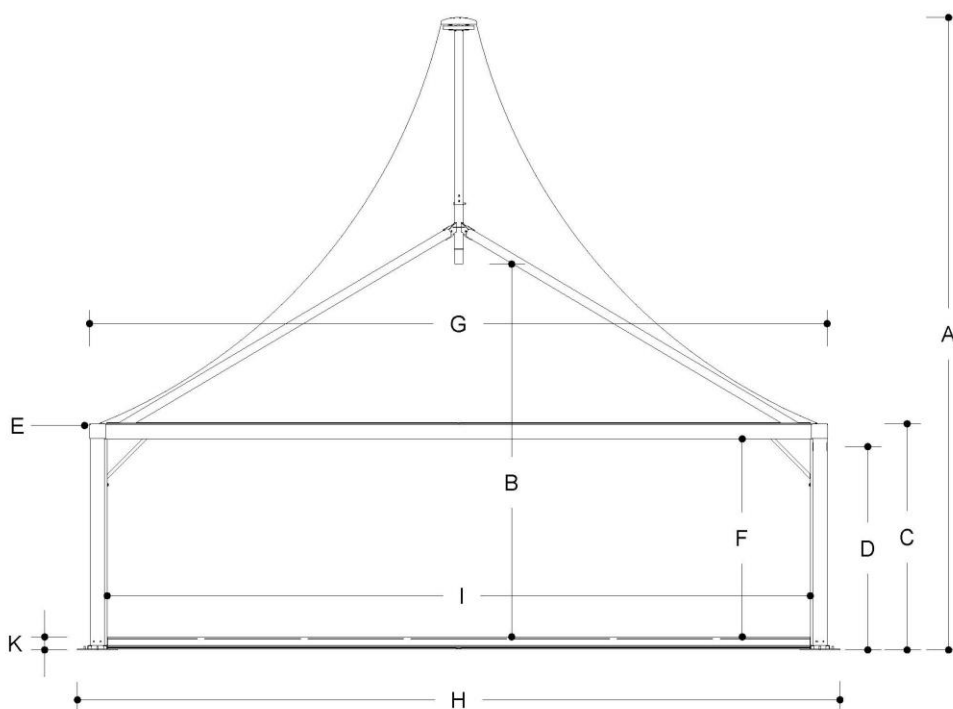
Available roof covers	White opaque roof cover Transparent roof cover
Available floors	Cassette floor Plate floor Antiskid cassette floor
Available doors	Aluminium push bar door 2m (blind) Aluminium push bar door 2m (glass) Emergency door

Available side curtains and side panels	PVC side curtains PVC side curtains with arched windows Vertical PVC side panels Vertical glass side panels
Roof insulation	No
Insulation side panels	No
Connection to permanent buildings	Yes
Connection to other Losberger De Boer structures	Yes



# Chalet

# 8x8



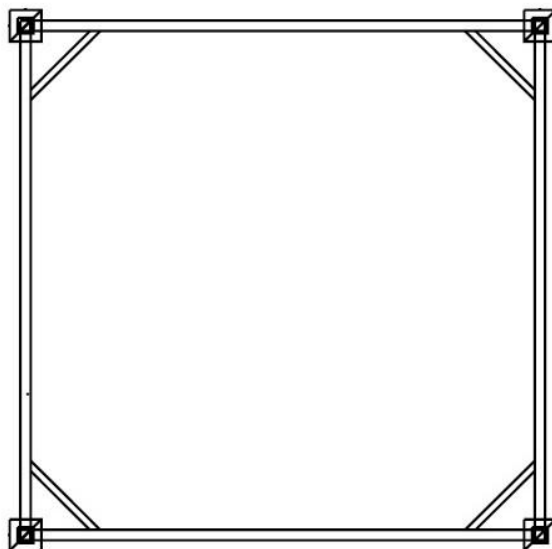

## Technical data

		(mm)		
<b>A</b>	External ridge height	6010	Wind load	0,50 kN/m <sup>2</sup>
<b>B</b>	Internal free ridge height	4634	Snow load	0 KN/m <sup>2</sup>
<b>C</b>	External side height	2515	Bearing capacity standard floor	500kg/m <sup>2</sup>
<b>D</b>	External free height	2364	Column profile	160x160
<b>E</b>	Roof overhang	0	Maximum roof load	max. 100 kg in the apex
<b>F</b>	Internal free side height	2210	Mounting points in structure	Columns and rafters
<b>G</b>	External width of the roof	8280	Standard fire resistance standard roof covers	DIN 4102/B1 M2 B-s2,d0
<b>H</b>	Maximum width ground level	8568		
<b>I</b>	Internal width between columns	7958		
<b>J</b>	Bay distance	0		
<b>K</b>	Floorheight	150		



# Chalet

8x8



## Options

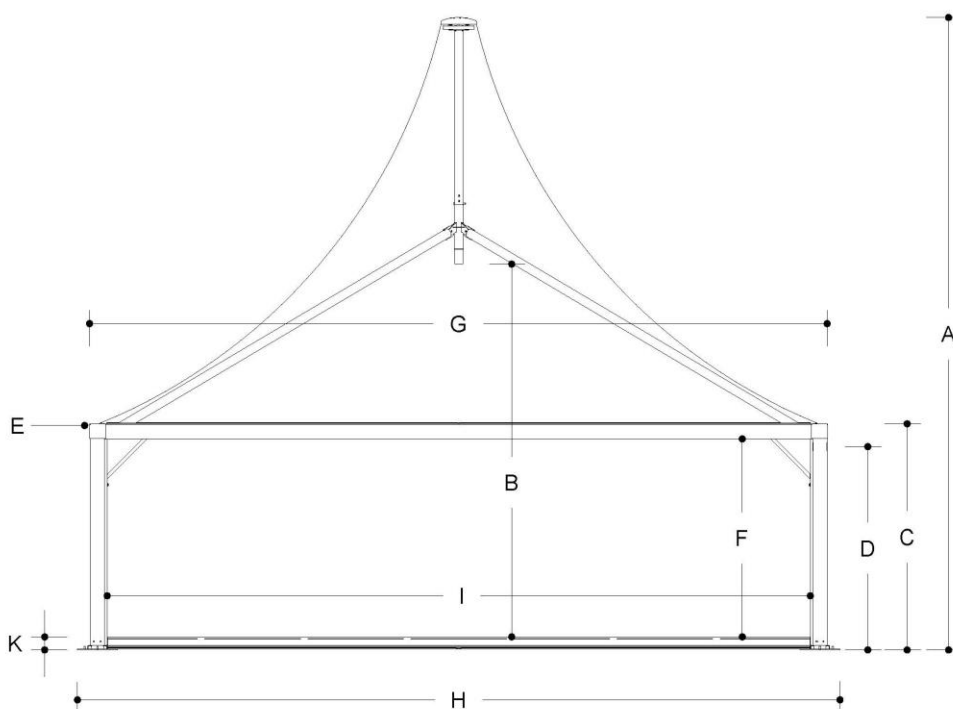
Available roof covers	White opaque roof cover Transparent roof cover
Available floors	Cassette floor Plate floor Antiskid cassette floor
Available doors	Aluminium push bar door 2m (blind) Aluminium push bar door 2m (glass) Emergency door

Available side curtains and side panels	PVC side curtains PVC side curtains with arched windows Vertical PVC side panels Vertical glass side panels
Roof insulation	No
Insulation side panels	No
Connection to permanent buildings	Yes
Connection to other Losberger De Boer structures	Yes



# Chalet

# 9x9



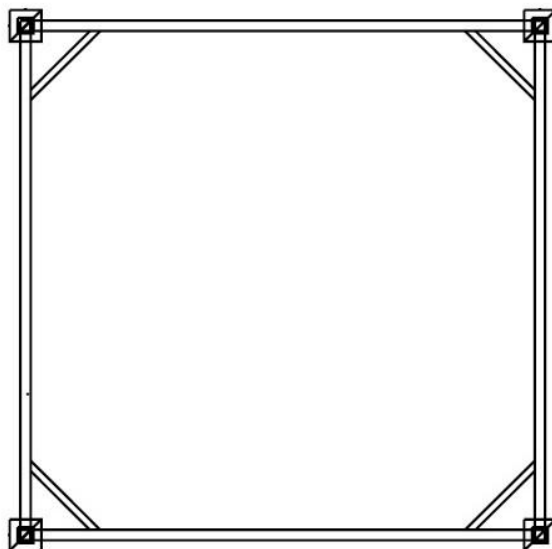

## Technical data

	(mm)			
A	External ridge height	7810	Wind load	0,50 kN/m <sup>2</sup>
B	Internal free ridge height	4934	Snow load	0 KN/m <sup>2</sup>
C	External side height	2515	Bearing capacity standard floor	500kg/m <sup>2</sup>
D	External free height	2364	Column profile	160x160
E	Roof overhang	0	Maximum roof load	max. 100 kg in the apex
F	Internal free side height	2210	Mounting points in structure	Columns and rafters
G	External width of the roof	9310	Standard fire resistance standard roof covers	DIN 4102/B1 M2 B-s2,d0
H	Maximum width ground level	9568		
I	Internal width between columns	8958		
J	Bay distance	0		
K	Floorheight	150		



# Chalet

9x9



## Options

Available roof covers	White opaque roof cover Transparent roof cover
Available floors	Cassette floor Plate floor Antiskid cassette floor
Available doors	Aluminium push bar door 2m (blind) Aluminium push bar door 2m (glass) Emergency door

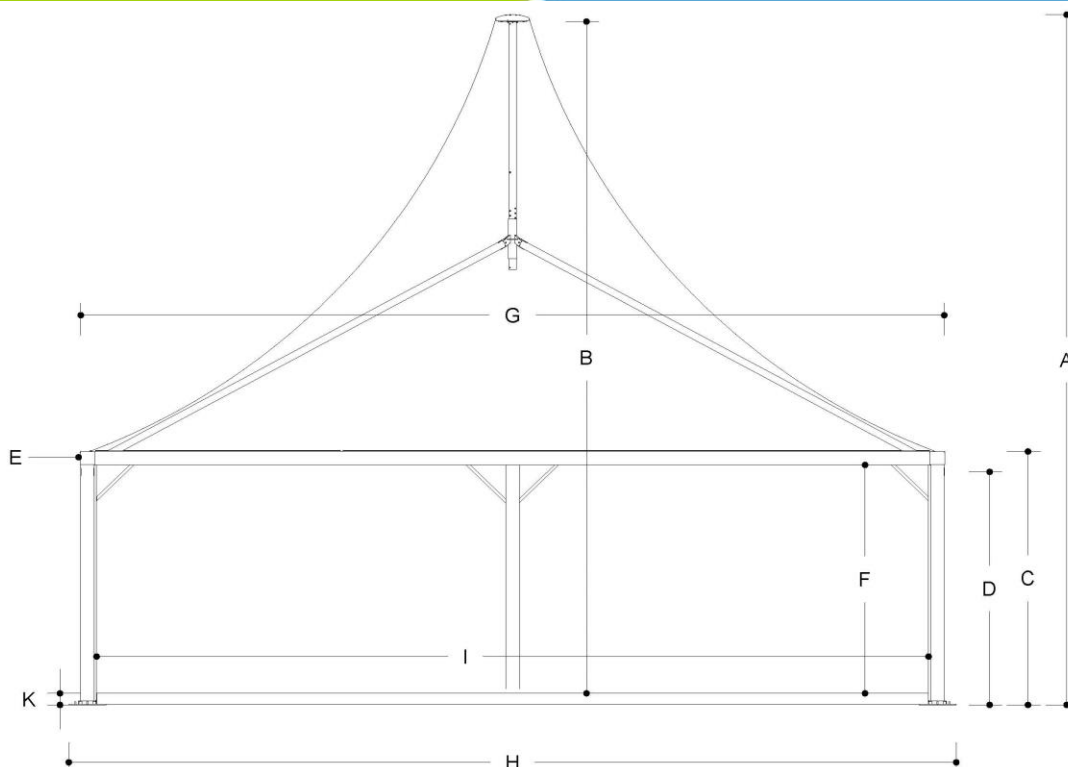
Available side curtains and side panels	PVC side curtains PVC side curtains with arched windows Vertical PVC side panels Vertical glass side panels
Roof insulation	No
Insulation side panels	No
Connection to permanent buildings	Yes
Connection to other Losberger De Boer structures	Yes





# Chalet

# 10x10



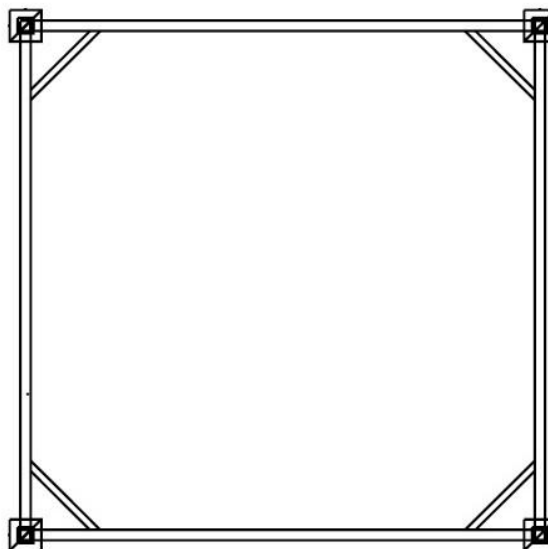

## Technical data

	(mm)			
A	External ridge height	9450	Wind load	0,50 kN/m <sup>2</sup>
B	Internal free ridge height	6500	Snow load	0 KN/m <sup>2</sup>
C	External side height	2515	Bearing capacity standard floor	500kg/m <sup>2</sup>
D	External free height	2364	Column profile	160x160
E	Roof overhang	0	Maximum roof load	max. 100 kg in the apex
F	Internal free side height	2210	Mounting points in structure	Columns and rafters
G	External width of the roof	10400	Standard fire resistance standard roof covers	DIN 4102/B1 M2 B-s2,d0
H	Maximum width ground level	10690		
I	Internal width between columns	10080		
J	Bay distance	0		
K	Floorheight	150		



# Chalet

# 10x10



## Options

Available roof covers	White opaque roof cover Transparent roof cover
Available floors	Cassette floor Plate floor Antiskid cassette floor
Available doors	Aluminium push bar door 2m (blind) Aluminium push bar door 2m (glass) Emergency door

Available side curtains and side panels	PVC side curtains PVC side curtains with arched windows Vertical PVC side panels Vertical glass side panels
Roof insulation	No
Insulation side panels	No
Connection to permanent buildings	Yes
Connection to other Losberger De Boer structures	Yes