

# OLYMPIA



## OLYMPIA

One of the greatest additions to the extensive De Boer selection is the Olympia structure, available in widths of either 20 or 30 metres. The development of the pure white Olympia structure combines the advantages of a traditional structure with those of advanced aluminium structures. The futuristic presence of this structure echoes the famed De Boer Pagoda and membrane tents.

Utilising the Olympia, a modern skyline of complete accommodation can be created in a basic rectangular shape that can be expanded by the addition of modules into a stunning shelter structure. These features make the structure a modern, highly flexible unit that can be adapted effortlessly to the space available.

### THE SPECIFIC MATERIALS

Panorama window panels or attractive De Boer doors can replace the rigid plastic wall panels. The opaque membrane roof material runs from mast to mast. The perfect cut of the tent fabric makes a taut roof form possible. The shape of the roof and the ventilation system built into the masts ensure that warm air and smoke ventilate naturally. Seen from inside, the roof makes a totality of such high decorative quality that further embellishment is superfluous.

### OLYMPIA 20 METRE

This model has a square base of 20 metres on the side, which can be extended as desired with additional segments of 8 metres. It can also be linked up to the 30 metres wide Olympia structure.

### OLYMPIA 30 METRE

You may prefer the larger, rectangular Olympia model, which is 30 metres wide. This version can be extended with sections of 12 metres. The greater capacity of this tent makes it suitable for large-scale events and shows.



### ATTRACTIVE ACCOMMODATION FOR FESTIVE EVENTS

The Olympia structure is available with or without a floor. It is perfectly suitable for accommodating larger events of a festive nature. The form of the tent alone makes it attractive, so you are free to concentrate on all the other details that will make your party an unforgettable experience.

### QUALITY AND SAFETY

Typical of all De Boer accommodation is the integrity and safety of all the materials and structures used. Structures meet stringent European requirements, including the German DIN standards. All materials meet the highest European standards for fire safety. All structures are wind tested. In this way De Boer ensures not only stylish accommodation but carefree hospitality as well.

# OLYMPIA



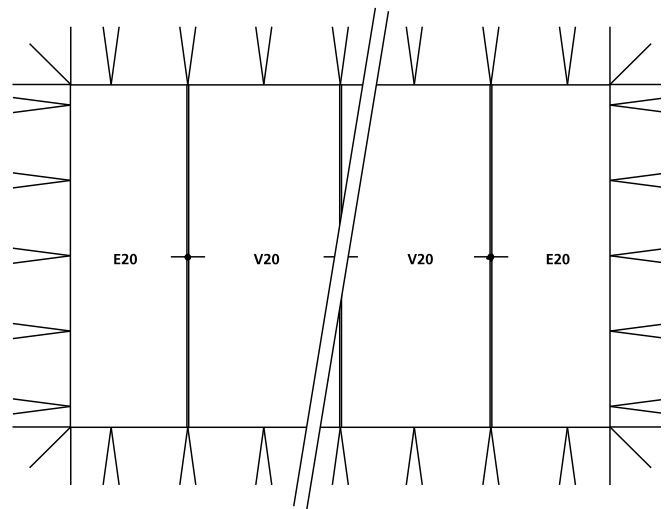
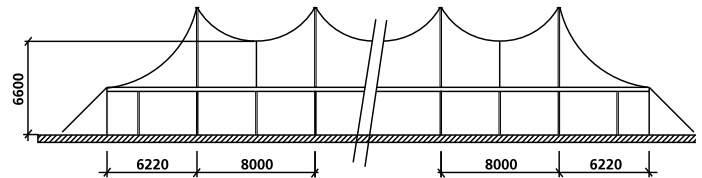
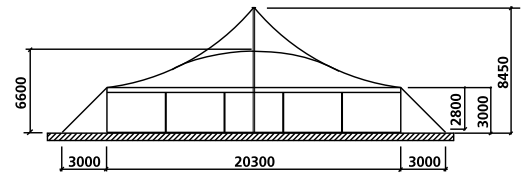
DE BOER COVERS ALL

# OLYMPIA

## OLYMPIA STRUCTURE 20 METRES

ROOF MATERIAL	FLOUNCE OPTIONAL	DIMENSIONS OF STRUCTURE SECTIONS
Opaque white (light- proof)	Various colours	Extension section 20 x 8 = 160m <sup>2</sup>
Opaque white (light- proof)	Various colours	End section 120m <sup>2</sup>
If requested, the bearing capacity of the floor can be increased (plate floor 800/ 1000 kg and cassette floor 600/ 700 kg)		

Structures available	With and without system floor
Maximum bearing capacity, floor	500kg/m <sup>2</sup>
Connection with other DB structures with the aid of a Walkway	Yes
Connection to buildings with the aid of a Walkway	Yes
Awning available	No
Wall hangings/flounces and hourglasses available	Yes
Installation options for:	
- Luxury synthetic door	Yes
- Luxury pushbar/glass door	Yes
- Luxury smoked glass panels	Yes
- Locking door	Yes
- Emergency door	Yes
TECHNICAL SPECIFICATIONS	
Incline of roof	Membrane
Side wall height	3.000
Ridge height 20m	8.450
Wind load	0,50KN/m <sup>2</sup>
Snow load	0KN/m <sup>2</sup>
Mast 20m	Diam 160
Roof tensioning system	Ratchets
Performance calculations	Yes
German T.U.V. assessor	Yes
Valid assembly manual	Yes



# OLYMPIA

## OLYMPIA STRUCTURE 30 METRES

ROOF MATERIAL	FLOUNCE OPTIONAL	DIMENSIONS OF STRUCTURE SECTIONS
Opaque white (light- proof)	Various colours	Extension section 30 x 12 = 360m <sup>2</sup>
Opaque white (light- proof)	Various colours	End section 180m <sup>2</sup>
If requested, the bearing capacity of the floor can be increased (plate floor 800/ 1000 kg and cassette floor 600/ 700 kg)		

Structures available	With and without system floor
Maximum bearing capacity, floor	500kg/m <sup>2</sup>
Connection with other DB structures with the aid of a Walkway	Yes
Connection to buildings with the aid of a Walkway	Yes
Awning available	No
Wall hangings/flounces and hourglasses available	Yes
Installation options for:	
- Luxury synthetic door	Yes
- Luxury pushbar/glass door	Yes
- Luxury smoked glass panels	Yes
- Locking door	Yes
- Emergency door	Yes

### TECHNICAL SPECIFICATIONS

Incline of roof	Membrane
Side wall height	3.000
Ridge height 30m	10.800
Wind load	0,50KN/m <sup>2</sup>
Snow load	0KN/m <sup>2</sup>
Mast 30m	Diam 168
Roof tensioning system	Ratchets
Performance calculations	Yes
German T.U.V. assessor	Yes
Valid assembly manual	Yes

